


# Welcome Back!

Briefing Slides for Release of 2023 GCE O-Level Results



# Dear students,


You have worked hard to reach this stage. Let's celebrate our efforts!



*Finally, we are about to receive our results!*



Remember that while **everyone's educational journey is different, we can each have a fulfilling outcome!**



# Thinking about Your Next Step?

Consider these questions!

Where do I want to go?

Who am I?



How Do  
I Get There?

# Resources to help you make informed decisions



## MySkillsFuture Student Portal

A one-stop portal that empowers you to embark on a journey of self-discovery and make informed education and career choices.

Use the information and tools to explore various education and career pathways and take charge of your future.

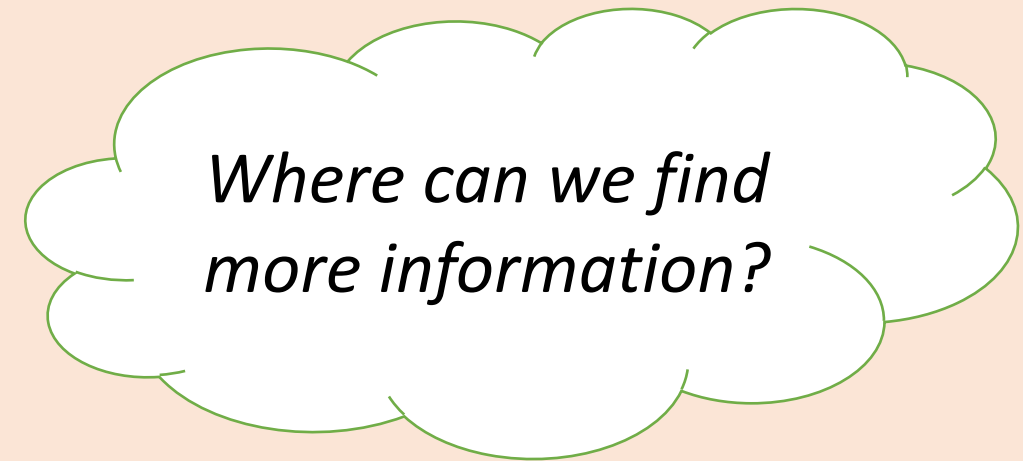
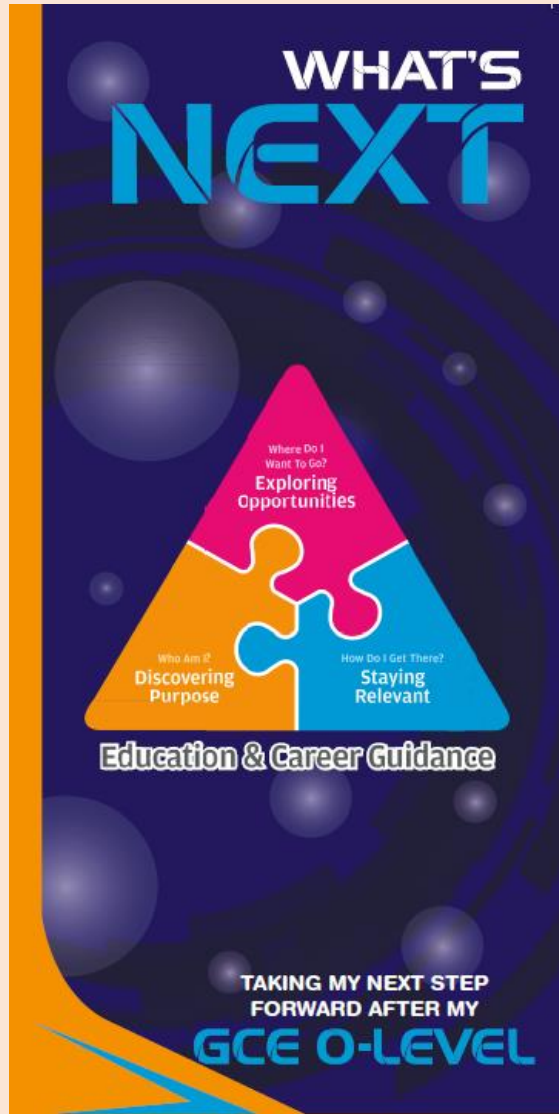
*Where can we find more information?*



<https://go.gov.sg/mySFsec>



# Resources to help you make informed decisions



<https://go.gov.sg/whats-next-olevel>

# Resources to help you make informed decisions

## Information on Post-Secondary Education

Learn more about the admissions exercises and programmes



<https://moe.gov.sg/post-secondary/admissions>


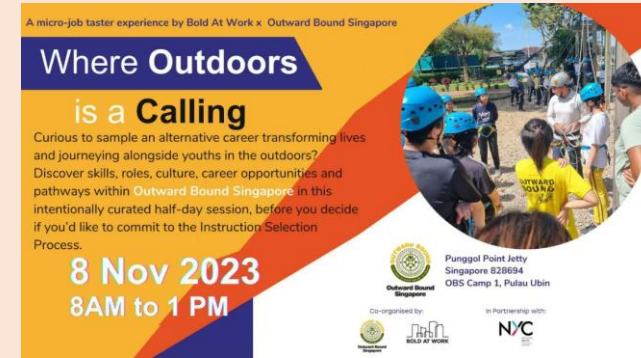
Learn more about the post-secondary education institutions



<https://moe.gov.sg/post-secondary/overview>

# Resources to help you make informed decisions

Explore different jobs and industries with On My Way (OMW). Find out if your career goal and educational pathway match your interests, values and ambitions. <https://www.nyc.gov.sg/omw/home>



## KNOW IT ALL

provides consolidated information about different jobs and industries - key responsibilities, skills, career paths and more!

## DAY IN THE LIFE

takes you into the lives of different professionals and give you a glimpse of their jobs and what it entails through the medium of videos.

## TASTER PROGRAMMES

are micro-experiences of different job roles that allow you to get a taste of working life and help you decide what to study to achieve your career aspirations!



# Concerned About Your Next Step?

Stop

- Calm yourself down. Take a few deep breaths.

Think

- Think through the different options that are available for you. Keep things in perspective.
- Remember that the O-Level is one part of your life journey and not the destination.

Do

- Approach a trusted adult and seek his/her help. Have a conversation with this person about what would be best for you.
- Make a decision and take action based on your options.

When you receive your results, you may experience a range of emotions.

Managing these emotions well will allow you to stay calm and make rational decisions.

# Reaching out for help is a sign of strength, not weakness.

If you have any questions about your options or are not coping well, do reach out to someone you trust and speak with them. It could be a parent/guardian, teacher, ECG Counsellor, School Counsellor or a friend whom you can talk to.

*Is there  
someone we can  
speak with?*



# Support is readily available for you.

**Reach out to an ECG Counsellor!**

*Who can we go to for ECG advice?*

Make an appointment to speak with your ECG Counsellor in school.

**OR**


Make an ECG counselling appointment via the ECG Centre @ MOE (Grange Road) at

<https://go.gov.sg/moe-ecg-centre>



**Keep a lookout for some of these signs in your peers or yourself.**

*How can we support one another?*



**D**

Deliberately avoiding others

**I**

Increased irritability, restlessness, agitation, stress and anxiety

**S**

Sending or posting moody messages on social media

**T**

Talking about death or dying

**R**

Reacting differently or gradually losing interest in things they used to like

**E**

Eating more than usual or having a much reduced appetite

**S**

Sleep pattern changes with difficulty falling asleep or oversleeping

**S**

Slowing down of energy levels

If you notice any of these signs in yourself or your friends,  
**have a chat with your school counsellor or teacher**  
Or contact SOS 24-hour hotline at **1-767** or **1800-221-4444**

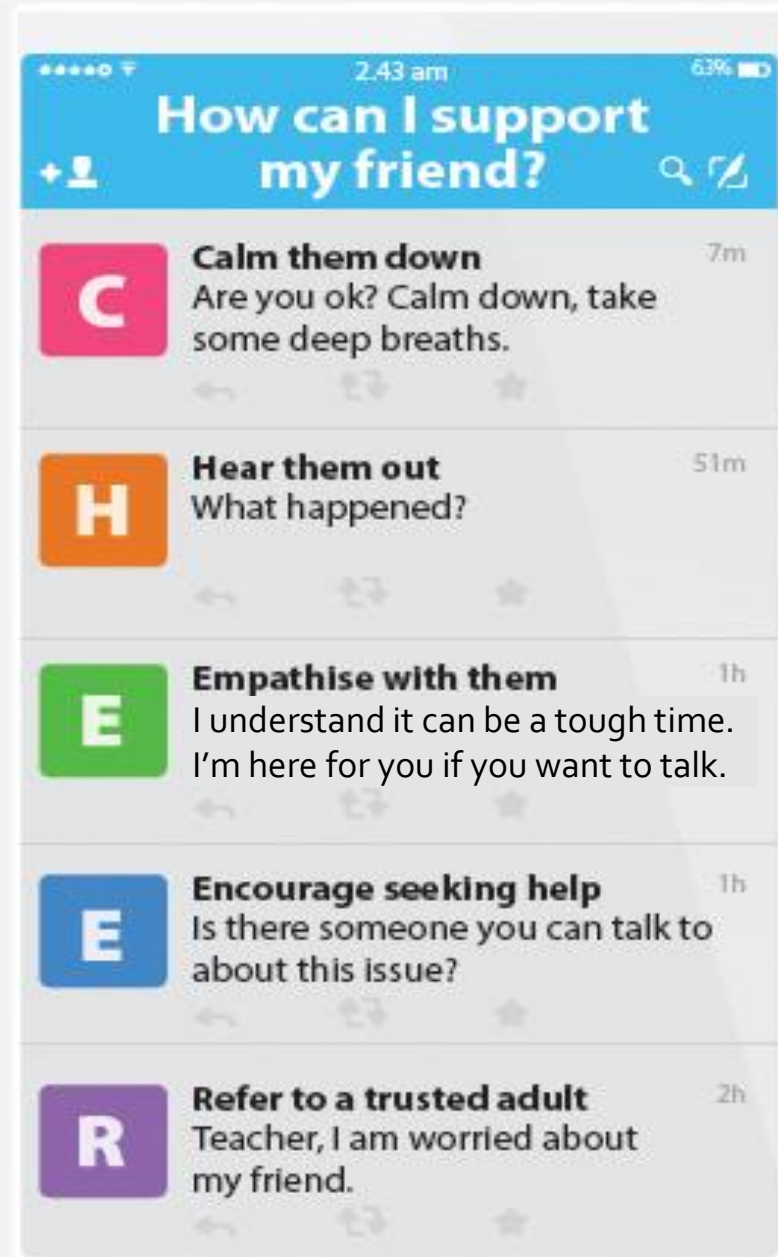


# Supporting Your Friend

We may each experience different emotions upon receiving the results. You can share your friends' joy by congratulating them or give words of encouragement to friends who may be disappointed with their results.



Keep a lookout for your friends in distress. You can support them in the following ways:



# Support is readily available for you.

There are other hotlines and chats available if you are more comfortable seeking help using these platforms. Scan the QR code below for a helpful resource.



**SOS** provides round-the-clock emotional support for those in distress, thinking of suicide or affected by suicide.

Call: **1767**  
**(24-hour helpline)**

Whatsapp: **9151 1767**  
**(24-hour Care Text)**

**TOUCHline** is a helpline to provide youths with emotional support and practical advice.

Call: **1800-377 2252**

*Monday- Friday (Excluding Public Holidays):  
9am – 6pm*

## **Community Health Assessment Team**

**(CHAT)** provides personalised and confidential mental health checks and consultation for youths. To speak with a youth support worker, you can:

Visit: **CHAT Hub at \*SCAPE, #05-05**

Call: **6493 6500/ 6501**

Email: **CHAT@mentalhealth.sg**

**Carey** is an online platform by Care Corner that provides free mental health check-ins with mental health professionals. Find out more at:  
<https://carey.carecorner.org.sg/>

**mindline.sg** is an online platform that provides tools, tips and resources to help you manage your health and well-being. Find out more at:

[www.mindline.sg](http://www.mindline.sg)



**eC2** is an e-Counselling Centre where you can talk to a trained counsellor about the issues you are facing, right where you are.

Chat with a counsellor at:

[www.ec2.sg](http://www.ec2.sg)

*Monday – Friday (Excluding Public Holidays):  
10am – 12pm & 2pm – 5pm*


**The O-Level  
examination is not  
the destination.**

**It is part of your  
education journey.**



# Admissions Exercises

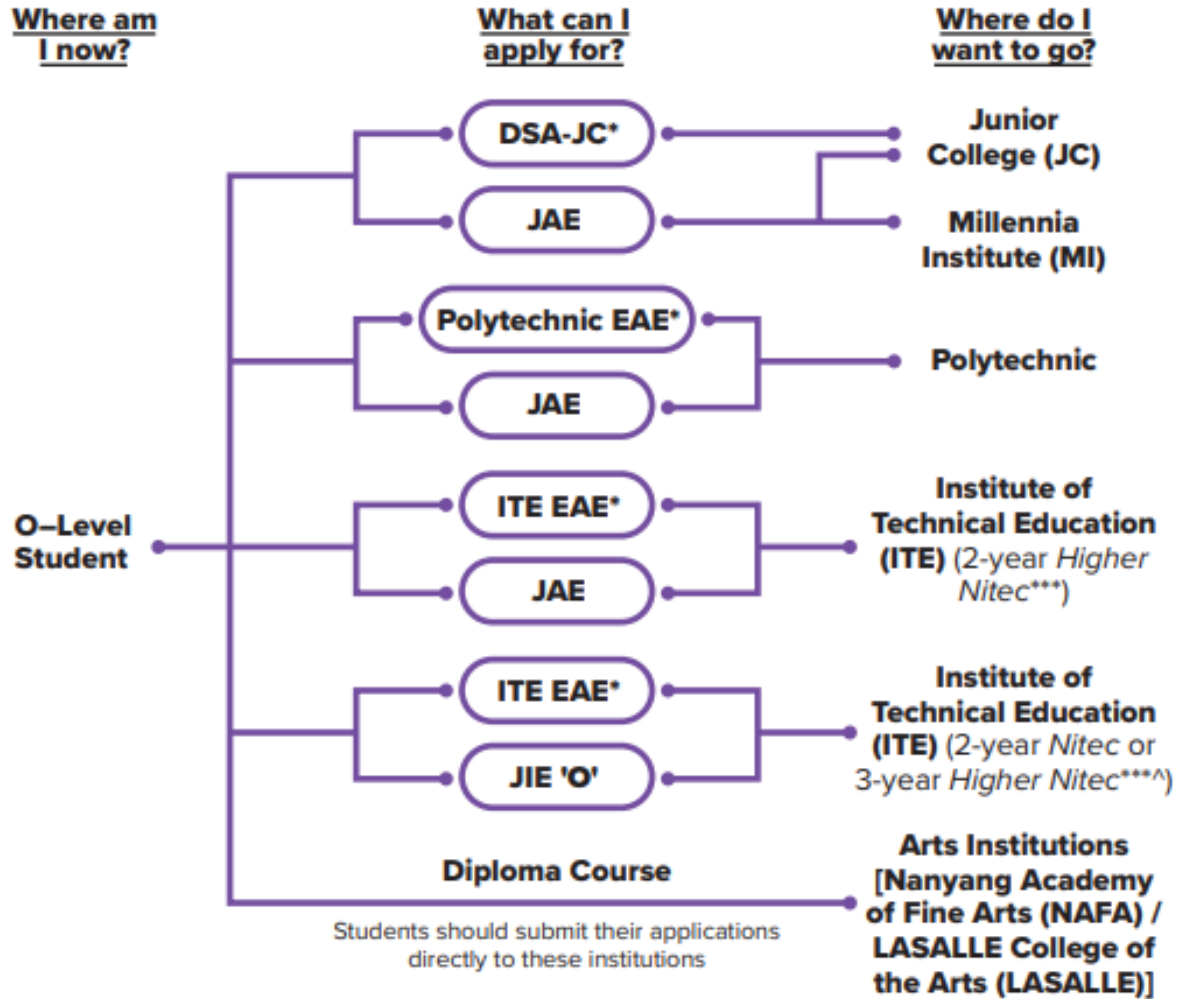
## Things to note







# Admissions Exercises for O-Level Students



<https://www.moe.gov.sg/post-secondary/admissions>

\*Students can apply through these admissions exercises before their O-Level examinations.

\*\*\*Selected *Nitec* and *Higher Nitec* courses are available in traineeship mode. For more information on applying to these courses, you can visit

<https://ite.edu.sg/admissions/traineeship>.

^For the list of 3-year Higher Nitec courses, please visit <https://www.ite.edu.sg/courses/full-time-courses/nitec-and-3-year-higher-nitec> .

# Admissions Exercises Application Timeline



**(O-Level Exams)**

**Oct/ Nov**

**LASALLE\***

**NAFA\***

**(After release of O-Level Results)**

**Jan**

**JAE**

**JIE 'O'**

\*Application to LASALLE's and NAFA's diploma programmes starts from October.

# Details of Admissions Exercises



## JAE – Joint Admissions Exercise

JAE enables GCE O-Level holders to apply for admissions to courses offered by JCs, MI, polytechnics and ITE 2-year *Higher Nitec*.



[go.gov.sg/applyjae](https://go.gov.sg/applyjae)



## JIE 'O' – Joint Intake Exercise 'O'

The JIE 'O' is conducted to enable GCE O-Level holders to apply for the 2-year *Nitec* or 3-year *Higher Nitec* courses conducted by ITE.



[go.gov.sg/applyjie](https://go.gov.sg/applyjie)

# Details of Admissions Exercises



## **Arts Institutions – NAFA/ LASALLE**

GCE O-Level holders with the aptitude and interest to pursue the creative arts at the tertiary level may apply for diploma programmes at the Arts Institutions (AIs). Each AI runs its own admissions exercise, and interested students should apply directly to the institution.




[go.gov.sg/nafa-applynow](https://go.gov.sg/nafa-applynow)



[go.gov.sg/laselle-applynow](https://go.gov.sg/laselle-applynow)

# For Students Planning for Private Education



# The 3Rs when deciding on Private Education

## Reasons

- Why are you furthering your studies?
- Is this for better job prospects?

## Readiness

- How ready are you to further your studies?
- Can you cope with the academic rigour and assignment deadlines?
- Can you fund your studies?

## Risks

- Do you know the possible drawbacks?
- Your expected returns may not exceed the investments you put into your private education.
- Private schools may make exaggerated claims.
- Private schools may close due to various reasons.
- You may not get a full refund if you withdraw from your course.

<https://go.gov.sg/3rs>



# 8 Things You Should Know Before You Enrol in A Private School

## School Registration



Ensure the school is registered with CPE. Review the school's registration period, expiry date and its overall registration track record.

## Partner Institution



Research on the partner institution conferring the diploma or degree, and whether the qualification is recognised by the industry.

## EduTrust Certification Scheme

Is the school EduTrust-certified\*? Under the scheme, private schools are assessed for their performance in areas such as school management and provision of student support services.



*\*Schools are required to obtain EduTrust certification in order to offer external degree programmes*

## School Premises

Head down to the campus ground to check the facilities and support services. Observe the study environment too.



## Fee Protection



Ask if there is any course fee protection so that you will be able to recover unconsumed course fees should the school close down.

## Beyond Course fees



Find out about the course syllabus and materials, graduation rates and employment prospects. Approach the alumni to find out what they think of the school.

## Teachers

Check if the teachers are qualified to teach the course.



## Internship

If industry attachment is included, find out which organisation you will be attached to, the period of attachment and the alternative arrangement should the attachment become unavailable. Verify the information with the organisation as well.





Ministry of Education  
SINGAPORE